


# Core'dinations & Stampin' Sanding System Tutorial



1. Take texture to a new level with Core'dinations card stock and the Stampin' Sanding System. 12" x 12" Core'dinations card stock sheets come in every exclusive Stampin' Up! color and are smooth on one side and textured on the other.




4. The hook-and-loop backing on the block and sanding papers makes it simple to add and remove the desired size and grit of sanding paper.

The smaller side of the block is great for sanding detailed areas and the larger side for larger areas.



7. Highlight the embossing on the Core'dinations card stock even more by sanding it. The right half is sanded with the Stampin' Sanding System to show off the lighter core.



2. The coordinating monochromatic core of the Core'dinations card stock is revealed when it is torn, sanded, embossed, or distressed. The textured design of the Core'dinations card stock looks great even without sanding!




5. Core'dinations Dust Buddy is a reusable tacky cloth used to remove dust and residue from projects so adhesives stick better and your fingers and work area stay cleaner. Cut off a small section to use.


**NOTE:** New Dust Buddy can have a strong aroma. Air out in a well-ventilated area then return to the package for storage.



8. Rub with Core'dinations Dust Buddy to remove dust and residue.



3. The Stampin' Sanding System consists of a soft, easy-to-grip sanding block with four pieces of sanding paper, 2 of each size. The fine 150 grit and ultra-fine 180 grit sanding papers are ideal for distressing and sanding Core'dinations card stock.



6. Emboss Core'dinations card stock with the Big Shot and Textured Impressions Embossing Folders, like the Woodgrain pattern shown.

Even without sanding, some of the monochromatic core of the Core'dinations card stock shows through after embossing. Sanding the smooth or textured sides give different looks.



9. Early Espresso Core'dinations card stock from left to right are: sanded, crumpled and sanded, embossed with Woodgrain Textured Impressions Embossing Folder and sanded.